

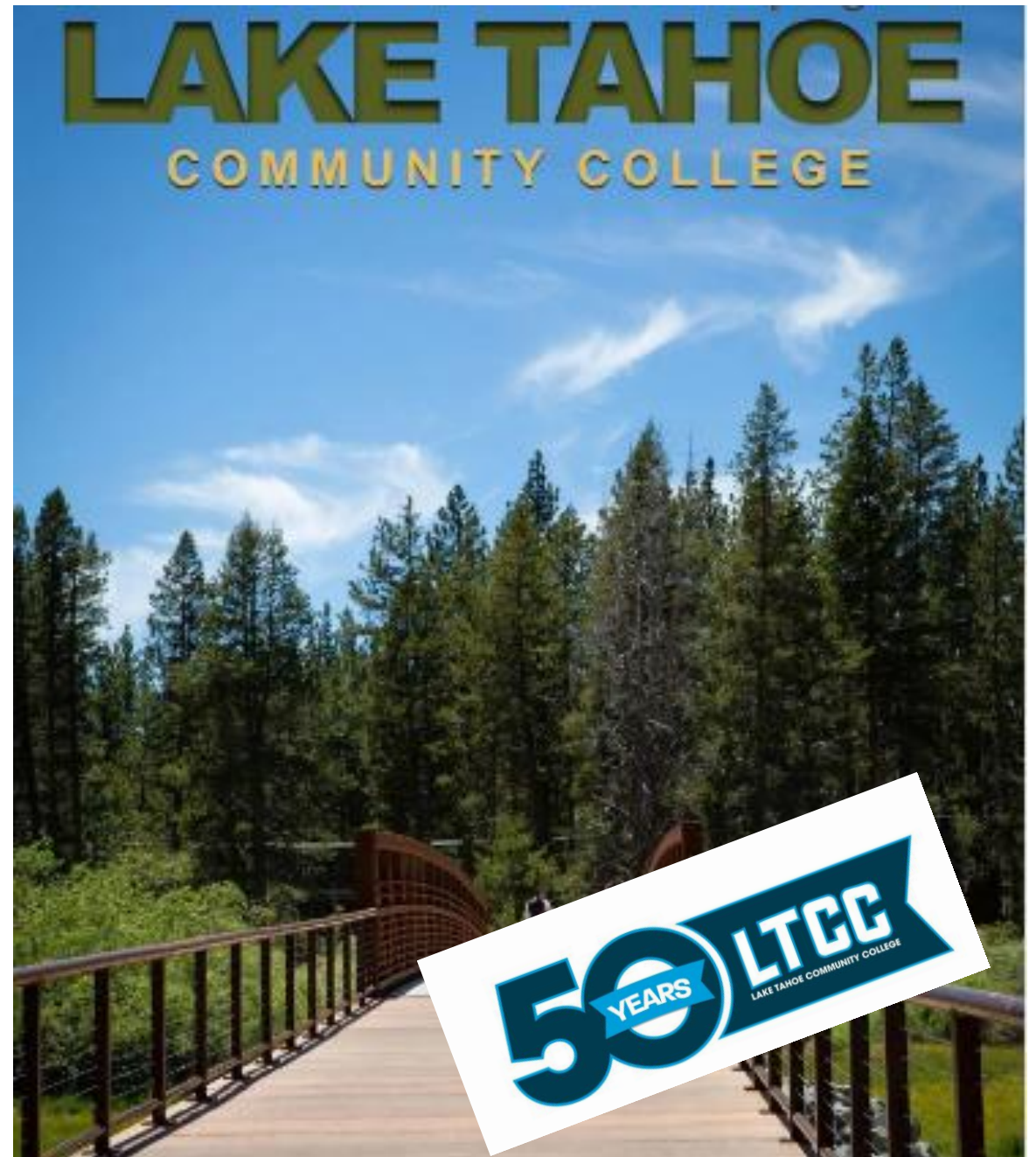
# LTCC Spring 2024 Enrollment Update

Elizabeth Balint, PhD  
Director, Institutional Effectiveness

Board of Trustees Meeting  
Lake Tahoe Community College  
May 14, 2024

## SPRING QUARTER 2024

Start the new year with new purpose and a new pathway! Spring classes start April 8, and financial aid & grants are available.



# Spring Enrollment Overview – Credit

(Weekly Student Contact Hours (WSCH) and Headcount)

Spring Term	WSCH	Headcount
2024	19,226	1,955
2023	15,525	1,803
2022	13,295	1,478
2021 (Campus closed)	14,411	1,455
2020 (Campus closed)	16,912	1,718
2019	17,194	1,849

WSCH is our best indicator of Full-Time Equivalent Students (FTES) which is used in determining the college's revenue.

Metric	2024 Compared to 2023	2024 Compared to 2019
WSCH	↑ 24%	↑ 12%
Headcount	↑ 8%	↑ 6%

Includes students enrolled in Credit Face-to-Face and Distance Education courses.

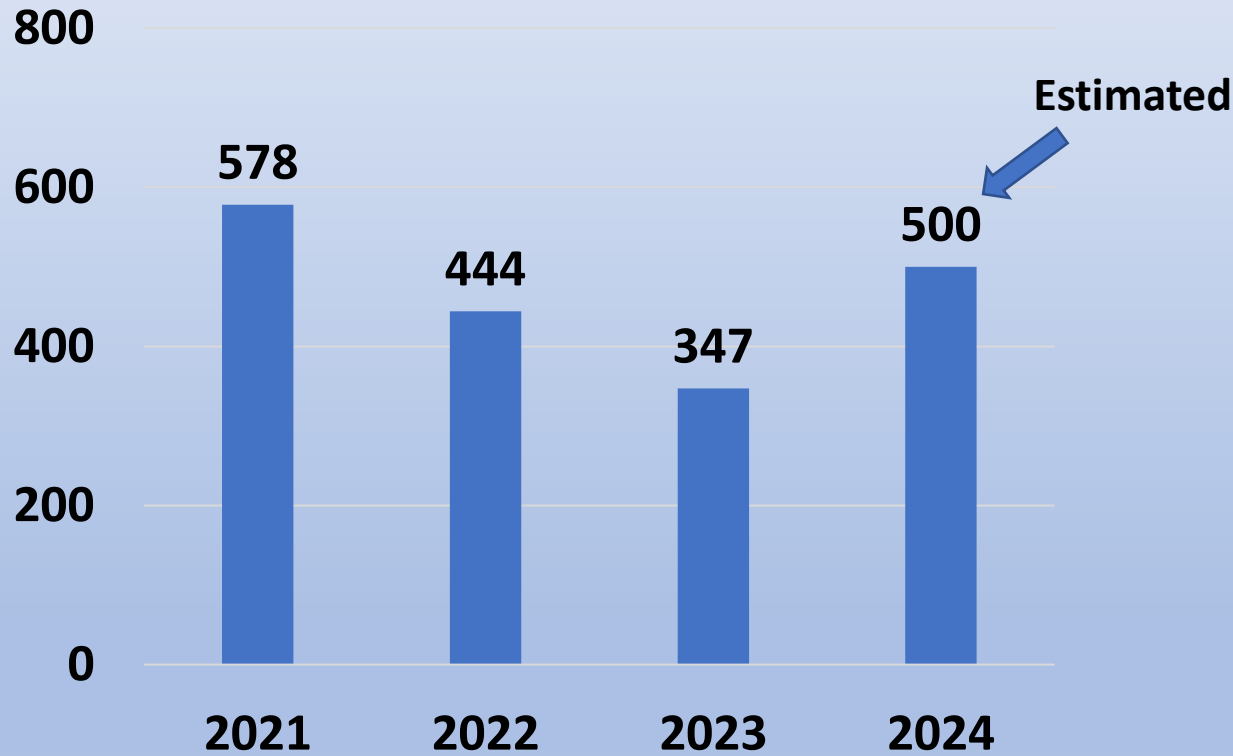
Rising Scholars Program data provided separately.



# Rising Scholars Program (RSP)

## – Spring Term Enrollment Trend

Unduplicated Headcount



# Spring Enrollment Overview – Noncredit

(Weekly Student Contact Hours (WSCH) and Headcount)

Spring Term	WSCH	Headcount
2024	4,471	1,051
2023	3,456	801
2022	2,506	561
2021 (Campus closed)	1,256	269
2020 (Campus closed)	1,108	212
2019	2,664	583

Includes Noncredit Career Development/College Preparation courses.

WSCH is our best indicator of Full-Time Equivalent Students (FTES) which is used in determining the college’s budget.

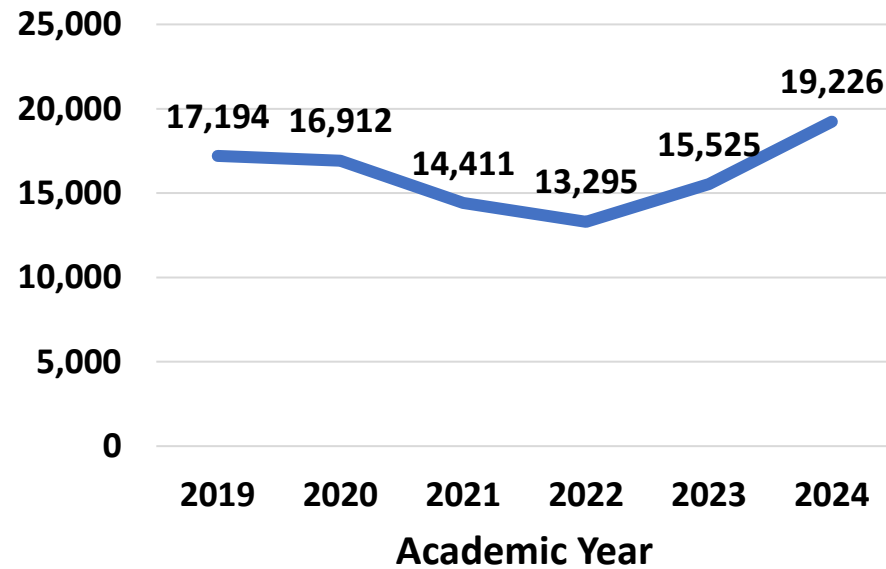
Metric	2024 Compared to 2023	2024 Compared to 2019
WSCH	↑ 29%	↑ 68%
Headcount	↑ 31%	↑ 80%

*PEF-552 Health & Wellness for the Older Adult enrollment continues to increase with 774 students which is the largest enrollment for this course since the previous record of 735 (Fall 2023).*

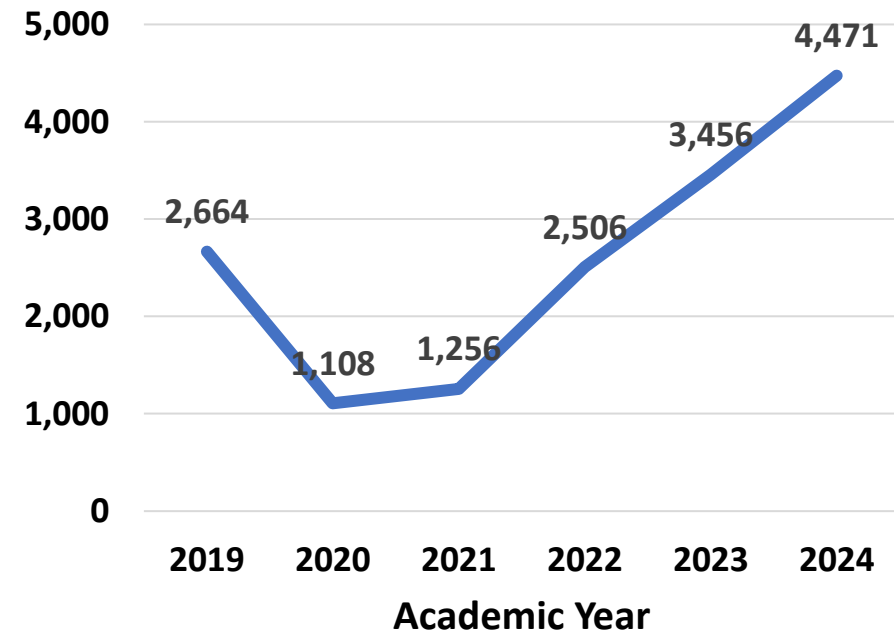
# Visualization of Credit\* and NonCredit WSCH

\*excluding RSP

### WSCH – Credit (excluding RSP)



### WSCH - NonCredit



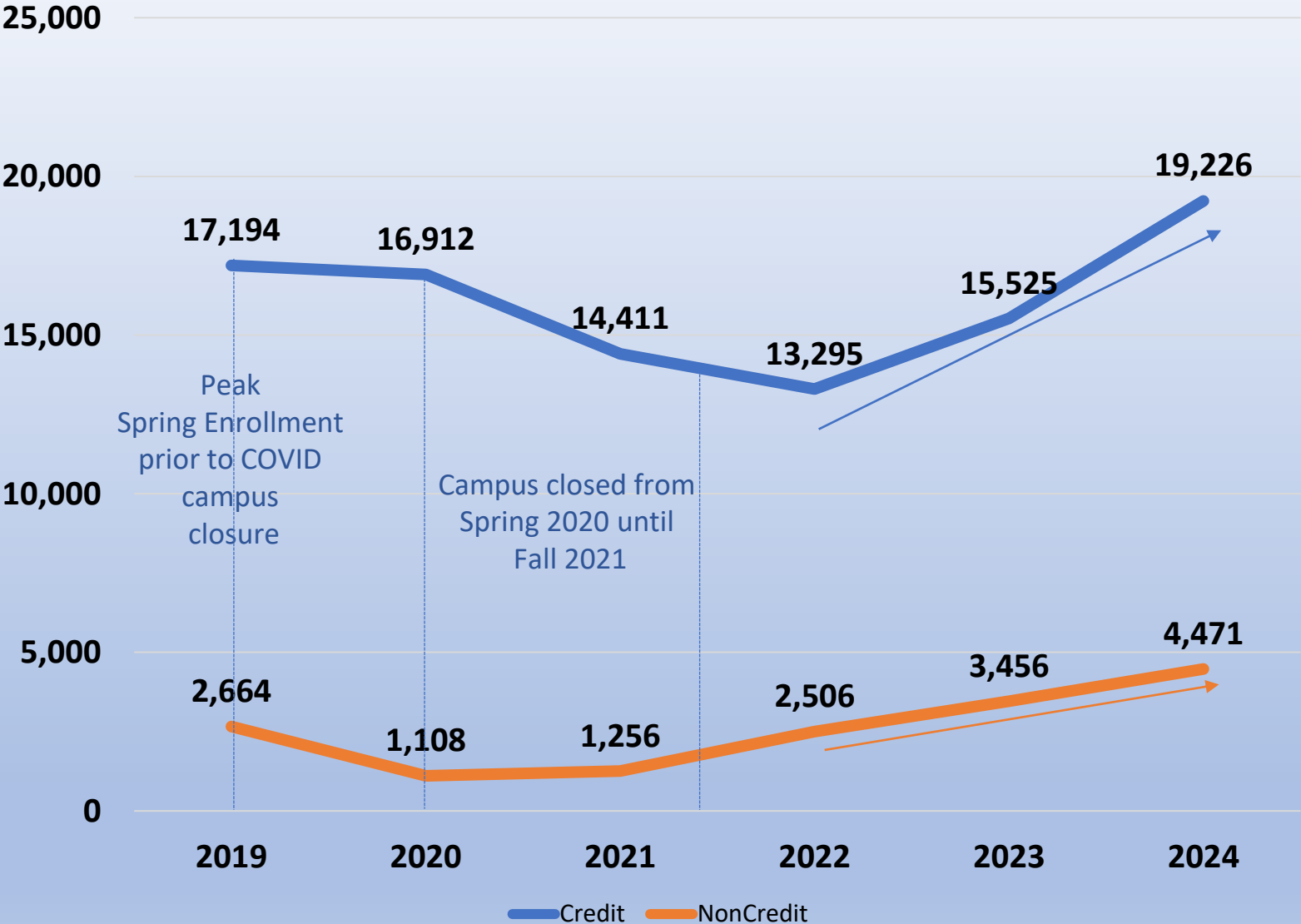
# Another view of Visualization of Credit\* and NonCredit WSCH

\*excluding RSP

Prior to Spring 2024, the peak credit spring term for LTCC was in 2019.

The noncredit spring pattern is a bit different in that with the addition of the PEF 552 course in 2019, the impact of COVID was mostly evident when face-to-face courses were not available (2020 and 2021)

Not only has the college recovered from the impact of COVID but is once again on an increasing enrollment trend.



# Projected Unfactored FTES for 23-24.

23-24 Fiscal Year (FY) expected to be approximately 2,136.

This is the largest FTES in the college's history.

Source	FY20-21	FY21-22	FY22-23	FY23-24*
<b>Campus Generated Total</b>	<b>1,026</b>	<b>865</b>	<b>968</b>	<b>1,192</b>
Face to Face	371	304	332	412
Distance Education	594	482	546	655
Intensive Summer Spanish Institute	16	12	16	16
Work Experience/Internship	5	8	4	9
Noncredit CDCP (ESL)	9	14	13	27
Noncredit (EDU 500, GED Prep, Adult Wellness, & other)	31	45	55	73
<b>Rising Scholars Program (ISP)</b>	<b>328</b>	<b>254</b>	<b>186</b>	<b>235</b>
RSP General	313	248	180	232
RSP Work Experience/Internship	15	6	6	4
<b>SouthBay JPA</b>	<b>277</b>	<b>355</b>	<b>449</b>	<b>510</b>
<b>Instructional Service Agreements - Total</b>	<b>47</b>	<b>51</b>	<b>71</b>	<b>54</b>
Municipal Fire	29	21	22	20
Culinary Jail	3	2	-	2
Cal Fire	16	13	14	12
Industrial Emergency Council		15	35	20
<b>Special Admit</b>	<b>54</b>	<b>83</b>	<b>140</b>	<b>145</b>
Dual Enrollment	54	82	98	105
Concurrent Enrollment	35**	29**	42	40
<b>Unfactored FTES</b>	<b>1,732</b>	<b>1,608</b>	<b>1,814</b>	<b>2,136</b>
* FY 23-24 as of April 17th				
** Counted within Face to Face and Dist. Education				

Thank you.

Questions?  
Comments?



**Lake Tahoe Community College**

California's Premier Destination Community College